



POWERED TILTERS

2,000/4,000/6,000 LBS



TILT ANGLE

- 0-94 degrees

DRIVE UNIT/ELECTRICS

- 24 volt system
- Two speeds forward and reverse
- Solenoid controlled

CONTROL HEAD

- Butterfly switches for forward and reverse
- Push buttons for raising and lowering of tilt feature

BRAKES

- Engaged in upper and lower position of the steering column
- Mechanical brake system

STEERING

- 180 degree turning radius
- Handle held under bracket off to one side for closer access to container

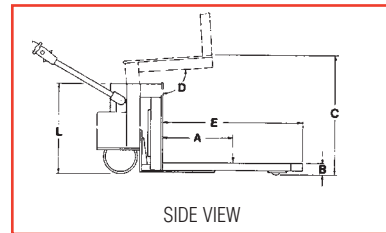
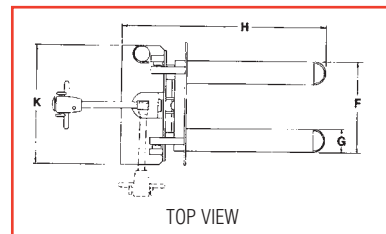
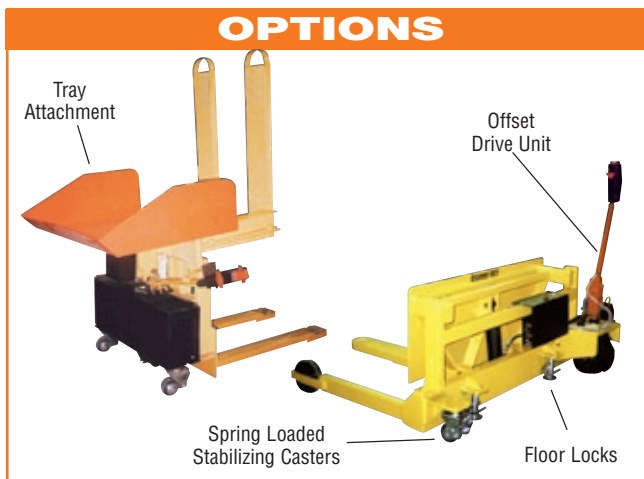
POWER SUPPLIES

- D/C Battery
- 24 Volt Push Button

OPTIONS

- Forks - longer/shorter, higher / lower to 3", wider / narrower
- Tray attachment to pick parts out from
- Height of backplate at 90° can be higher or lower

OPTIONS



SPECIFICATIONS		PTR 20	PTR 40/PTR 60
Capacity	lbs.	2,000	4,000 / 6,000
A Load Centre	in.	17	21
B Lowered Height	in.	3 1/2	3 1/2
C Lift	in.	35 1/2	35 1/2
D Tilt Angle		94°	94°
E Fork Length	in.	34	42
F Fork Width	in.	21	27
G Fork Width	in.	6	7
H Overall Length	in.	54	62
K Width	in.	35	35
L Height	in.	27 1/2	28
Weight	lbs.	700	800
Load Wheels	in.	3 x 1 1/2	3 x 1 1/2
Caster	in.	5	5
Rubber Drive Tire	in.	10 1/2 x 3 1/2	10 1/2 x 3 1/2